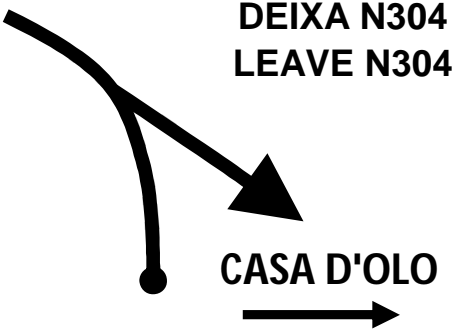

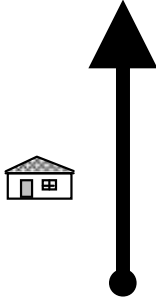
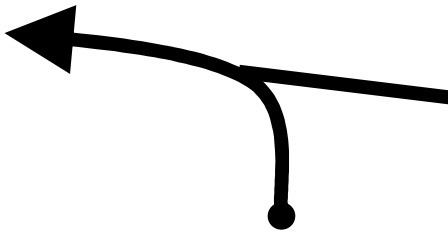



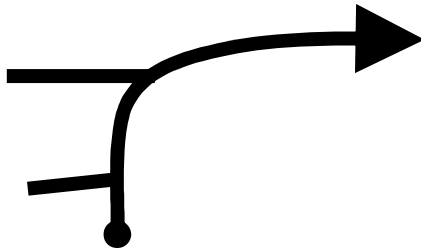
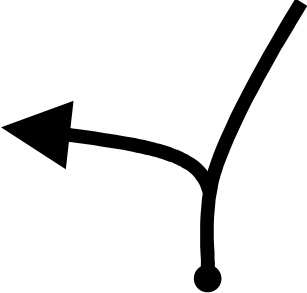

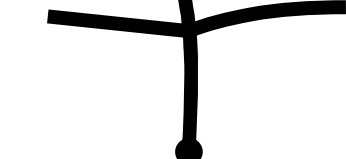
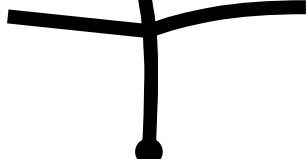
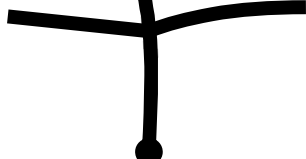
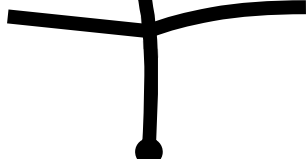
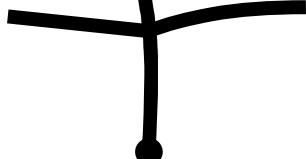
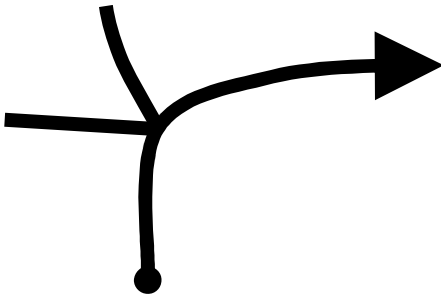


1	ACESSO ZE22 (MONDIM DE BASTO)	ACESSO 4X4
<p data-bbox="225 255 448 376">0,00</p>		<p data-bbox="1235 338 1485 421">41°22'13.83"N 7°55'49.51"W</p>
<p data-bbox="156 450 325 539">0,00</p>		
<p data-bbox="225 620 448 741">0,16</p>		
<p data-bbox="156 808 325 898">0,16</p>		<p data-bbox="1257 1039 1453 1122">ENTRA EM TERRA</p>
<p data-bbox="225 1344 448 1464">0,30</p>		
<p data-bbox="156 1173 325 1263">0,14</p>		<p data-bbox="1267 1435 1445 1464">ASFALTO</p>
<p data-bbox="225 1702 448 1823">0,58</p>		
<p data-bbox="156 1532 325 1621">0,28</p>		<p data-bbox="1257 1778 1453 1861">ENTRA EM TERRA</p>
<p data-bbox="156 1899 325 1989">0,04</p>		

2	ACESSO ZE27 (MONDIM DE BASTO)	ACESSO 4X4
<p data-bbox="225 255 448 376"><b>0,67</b></p>		
<p data-bbox="156 450 325 539"><b>0,05</b></p>		
<p data-bbox="225 620 448 741"><b>0,78</b></p>		
<p data-bbox="156 813 325 902"><b>0,11</b></p>		
<p data-bbox="225 981 448 1102"><b>1,05</b></p>		
<p data-bbox="156 1173 325 1263"><b>0,27</b></p>		
<p data-bbox="225 1341 448 1462"><b>1,14</b></p>		
<p data-bbox="156 1534 325 1624"><b>0,09</b></p>		
<p data-bbox="225 1702 448 1823"><b>1,59</b></p>		
<p data-bbox="156 1904 325 1993"><b>0,45</b></p>		

3	ACESSO ZE27 (MONDIM DE BASTO)	ACESSO 4X4
1,83		
0,24		
2,27	<p style="text-align: center;"><u>ZE22</u> SIGA AS INSTRUÇÕES DA GNR E DOS MARSHAL PARA ESTACIONAR O SEU VEICULO</p>	
0,44		